

Sliding Door Fitting Silent 40/A



Features

- For 1- and 2-leaf sliding doors
- Height adjustable door leaves
- Suspension with supporting flange
- Self cleaning running track

Technical data

max. weight per door leaf

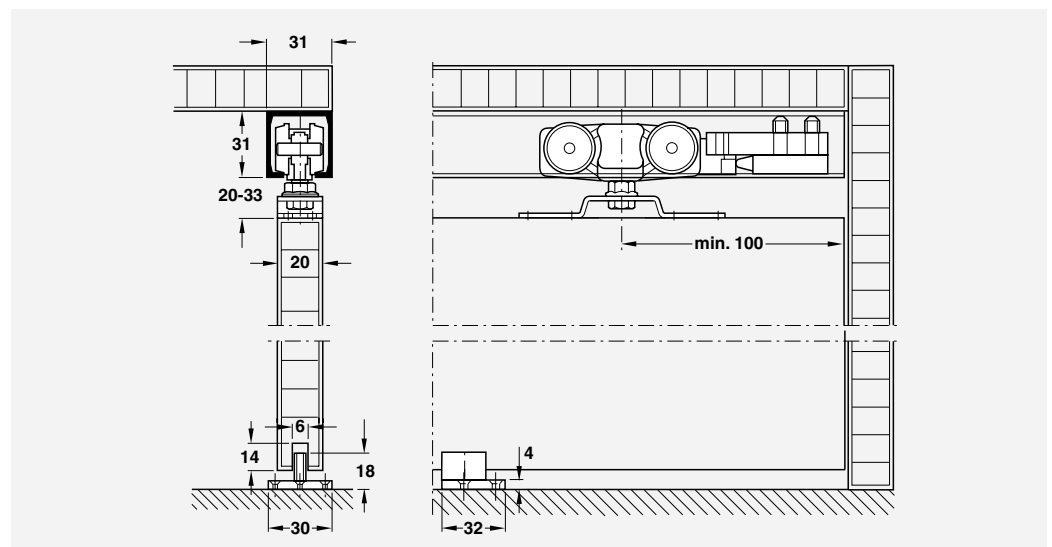
40 kg

Finish

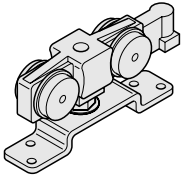
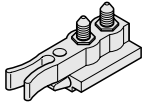

- Running track: Aluminium, bright
- Running gear with steel pins, plastic rollers
- Suspension screw, nut and supporting flange: Steel, galvanized
- Track buffer: Plastic with rubber buffer
- Floor guide: Plastic white

Sliding Door Fittings

Wooden sliding doors

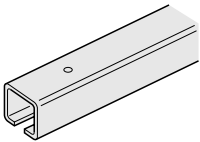


Fitting for 1-leaf sliding doors, without running track

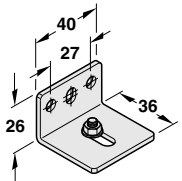
Set		940.42.001	
consisting of:			
	Running gear 4-wheel suspension screw, nut and supporting flange for screw-mounting	2 Pieces	940.42.011
	Track buffer with retainer	1 Piece	940.42.041
	Floor guide	1 Piece	940.42.031

Catalogue numbers refer to 1 piece. Please indicate the quantity when ordering individual parts. Please order one set each for the right hand side and the left hand side for 2-leaf sliding doors.

Running track, drilled

	2000 mm	940.42.200
	3000 mm	940.42.300
	6000 mm	940.42.600

Additional component

	Wall mounting bracket, steel galvanized, with screw and nut	940.42.061
--	---	------------

Install wall mounting bracket in intervals of 400 mm.

Sliding Door Fittings

Wooden sliding doors

Accessories

Sliding door drive assemblies pages 94.122, 94.123
Synchro additional set page 94.26